

Clearview

Q3/ 2018

ClouDEX

Quarterly insights on cloud technologies from Clearwater International



What is ClouDEX?

Introduction

According to Forrester, the global cloud computing market will be worth £178bn by the end of 2018. As cloud increasingly dominates all elements of the technology market, we look at the key trends driving growth and M&A in the sector.

What is ClouDEX?

ClouDEX is Clearwater's own index of leading global cloud technology businesses operating in software, services, hardware and infrastructure. It focuses on the financial performance and valuation of these companies versus the population of more general technology vendors.

Our hypothesis is that over time, the gap between ClouDEX and the wider indices will close, as cloud computing increases its penetration into that wider population of technology companies. The efficiency and improvements brought over time by SaaS, VOIP, virtualisation and other manifestations of cloud computing, will see technology stocks generally outperform other sectors as this revolutionary period unfolds.

UK trade and private equity deals in cloud tech Q3 2018

Target	Acquirer	Description
Postworks	Foresight	Franking software
HeleCloud	BGF	Cloud strategy and implementation
Fleetondemand	BGF	Fleet software company
Ticketeer	Tenzing	Transport ticketing management software
Securecloud+	Livingbridge	Cloud solutions for defence and public sector
Labrador	Livingbridge	Energy focused software
Asset Control	Sovereign	Financial data management software
MyLife Digital	BGF	Personal data related software
Pointr	Livingbridge	Navigation software
Elgin	Bridgepoint	Road traffic information software
Rota Geek	Mobeus	Worker scheduling software
Benefex	Bain Capital	Employee benefits software
iPortalis	NorthEdge	Cloud services provider
Arkessa	ECI	IoT provider
Lending Works	Maven	Peer to peer lending platform
ParkingEye	MML/Macquarie	Parking software

UK private equity deal commentary

In Q3 2018, there were 16 investments in cloud assets by private equity firms - a slight decrease on the 21 that were made in the same period last year. There were 10 growth capital deals and 6 management buyouts. This takes the total number of private equity investments in UK cloud assets for the year to 43.

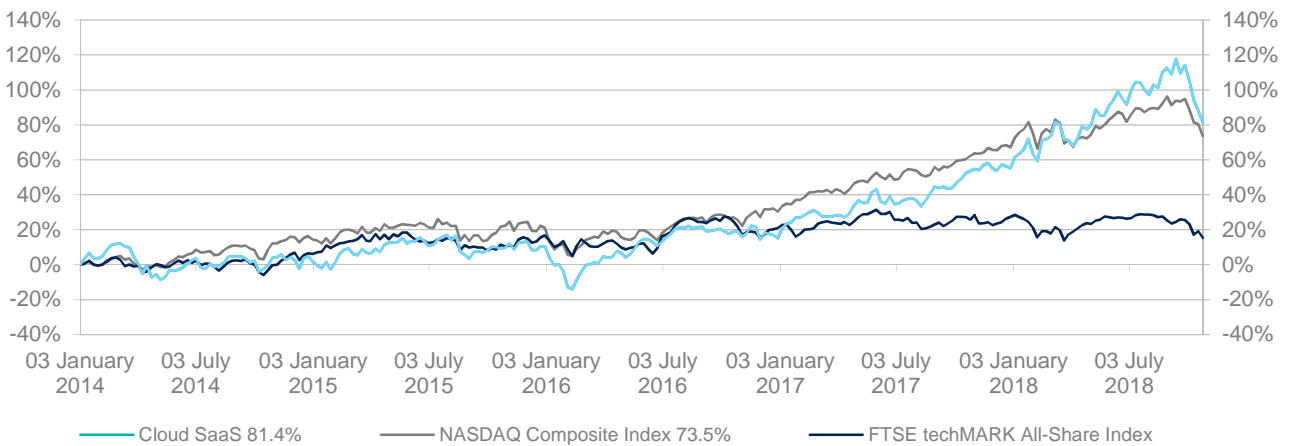
The human resources SaaS market saw a handful of private equity investments this quarter. Growth in this market has been driven by a number of key factors including the replacement of manual processes, a need for dynamic data insight with real time solutions, and a demand for mobile applications. Most businesses need some form of HR ability, ensuring a large addressable market.

Another area that saw a significant number of investments this quarter was transportation software. Technology is helping to make the concepts of intelligent traffic management and smarter parking a reality. Equally, as public transport increasingly comes under funding pressure, it can help bring about more intelligent transport networks, greater passenger safety and more flexible payment methods.

ClouDEX Counter

Clearwater ClouDEX Counter

This monitors the change in the market capitalisation of our ClouDEX index, against the NASDAQ Composite Index and the FTSEtechMark index over the past four years.

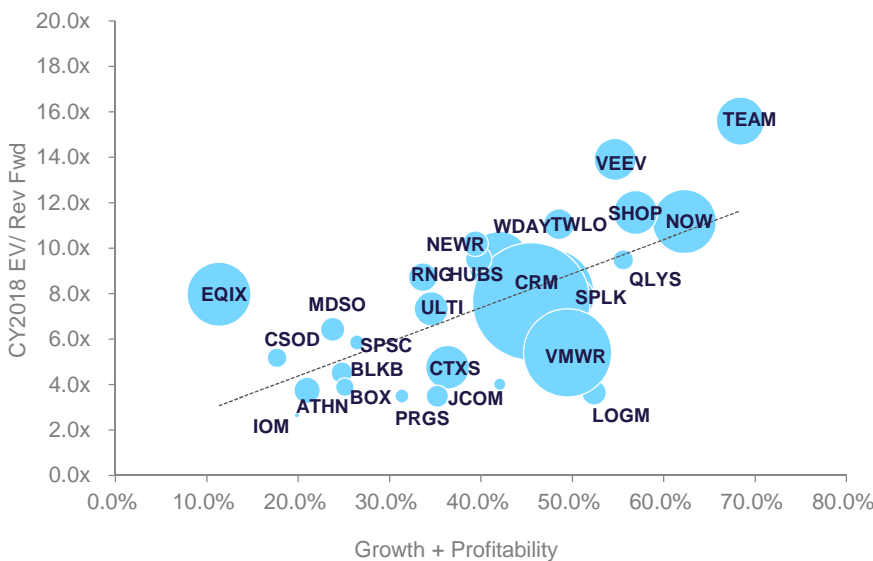


Since the start of 2018 the gap between cloud companies and the NASDAQ composite index, significantly widened, with cloud companies outperforming their on premise counterparts. There have been a number of reasons for this.

Firstly, there has been a huge number of very large cloud deals this year, which has helped to fuel investor confidence in the market. These include IBM's purchase of RedHat for \$34bn, Broadcom's acquisition of CA Technology for \$19bn and Microsoft's purchase of GitHub for \$8bn.

Secondly, cloud businesses still have some of the most impressive margins on the market. For instance, Salesforce continues to regularly hit gross margins in excess of 70%. This coupled with strong subscription-based recurring revenue streams, continues to make cloud businesses amongst the most sought after assets.

Rule of 40 Analysis



§ The Rule of 40 brings a more balanced approach than "growth at all costs" which completely disregards EBITDA margins.

§ It works off the premise that if your growth in Annual Recurring Revenue (ARR), plus your free cashflow (FCF) or EBITDA margin is 40% or more as a proxy, then you will be amongst the strongest performers and probably in the top quartile.

§ Revenue multiples here have a relatively strong correlation with Rule of 40 performance.

Market data as of 31/10/2018

(1) EV / 2018E Revenue Multiple

(2) 2018E Revenue Growth Rate + 2017E

Unlevered FCF Margin (Rule of 40 Index)

*The ClouDEX index excludes Facebook, Amazon, Apple, Netflix, Google(Alphabet) because they are either not pure cloud or would distort the data too much.

Cloud listed providers

IPO Commentary

Last year saw the second lowest number of technology IPOs since 2009. Yet there was a significant change in the first half of 2018, with a frenetic number of public listings. Many made the headlines including Spotify's direct listing stock market debut. Internet security firm Avast, also launched one of the top five largest technology IPOs of all time on the London Stock Exchange with a value of over £3bn.

There was a slowdown in the third quarter of 2018, but some notable names still made their debuts. The shares of SurveyMonkey, an online feedback software provider surged 42% on its stock market entry. The business has over 16 million active users but only 4% actually pay for the service and it is still losing money. The challenge for the business is effectively converting its number of free users into money generating subscribers.

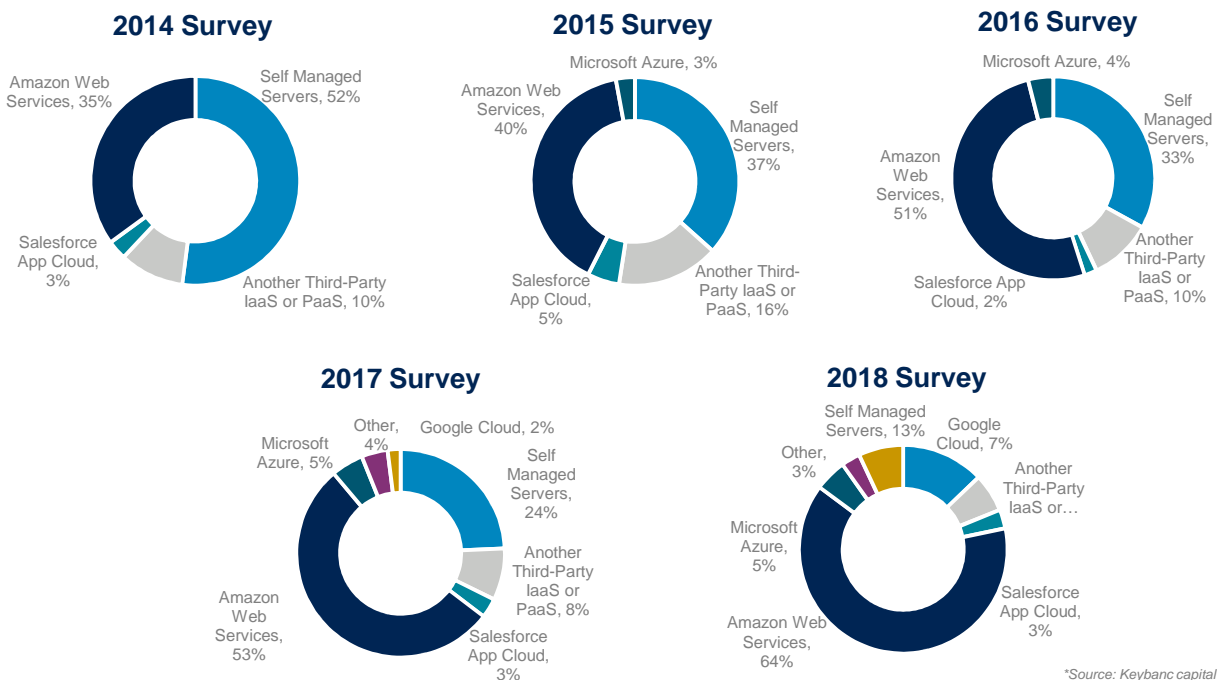
Upworks also launched a successful IPO with its shares soaring 50% higher on its debut. As businesses increasingly demand independent professionals, Upworks has built a market leading position with 375,000 freelancers earning money by gaining work through the platform. Whilst it has a high recurring revenue model as with SurveyMonkey, it is not yet profitable.

IPO List

Company Name	Description	Country	Market capitalisation £bn
Upwork Inc	Freelancing platform	US	1,515
Anaplan Inc	Connected planning platform	US	2,134
SurveyMonkey Inc	Survey platform	US	1,010
Eventbrite	Ticketing software	US	1,628
LAI X Inc	English language learning app	China	430
Funding Circle Limited	Lending platform	UK	1,291
CooTek	Mobile keyboard application	China	428

















Battle of the big three- race for public cloud dominance

A key trend within the cloud services market over the last four years has been the battle between Amazon Web Services, Google Cloud and Microsoft Azure, for market share in the highly lucrative public cloud market. All three are publicly listed and have invested significant capital in innovation and gaining market share. The data here, as a snapshot of the overall market, demonstrates that in 2018, 87% of participants used third party hosting services of which 75% used Amazon Web services. Expectations for the future show a continuing move to third party application delivery, with Amazon maintaining its market lead.











*Source: Keybank capital markets

Recent Transactions

  <p>Sold to / Acquired</p>  <p>Advised the shareholders</p> <p>Undisclosed</p> 	  <p>Sold to / Acquired</p>  <p>Advised the shareholders</p> <p>Undisclosed</p> 	  <p>Sold to / Acquired</p>  <p>Advised the sponsor</p> <p>Undisclosed</p> 	  <p>Sold to / Acquired</p>  <p>Advised the sponsor</p> <p>Undisclosed</p> 
--	--	---	---

To discuss this or to see how we could assist your business, please contact a member of our TMT Team:

	<p>Carl Houghton Partner, UK Tel: +44 845 052 0344 Email: carl.houghton@cwicf.com</p>		<p>John Sheridan Partner, Ireland Tel: +353 1 912 1721 Email: john.sheridan@cwicf.com</p>
	<p>Per Surland Partner, Denmark Tel: +45 51 90 40 19 Email: per.surland@cwicf.com</p>		<p>Axel Oltmann Partner, Germany Tel: +49 69 58302 77 22 Email: axel.oltmann@cwicf.com</p>
	<p>Afonso Lima Associate Director, Portugal Tel: +351 910 766 229 Email: afonso.lima@cwicf.com</p>		<p>Octavius Mihaies Partner, France Tel: +33 6 80 00 7879 Email: octavius.mihaies@cwicf.com</p>
	<p>Miguel Ángel Lorenzo Director, Spain Tel: +34 659 094 041 Email: miguelangel.lorenzo@cwicf.com</p>		<p>Kirsty Handley Senior Associate, UK Tel: +44 845 052 0371 Email: kirsty.handley@cwicf.com</p>